



## Slot grid sensor RAL100-IR/32/98



- Compact slot grid sensor
- Open frame with wide detection area
- Optimized for the detection of small parts
- Option to suppress stationary objects
- Detection of very small guided and non-guided parts in free fall

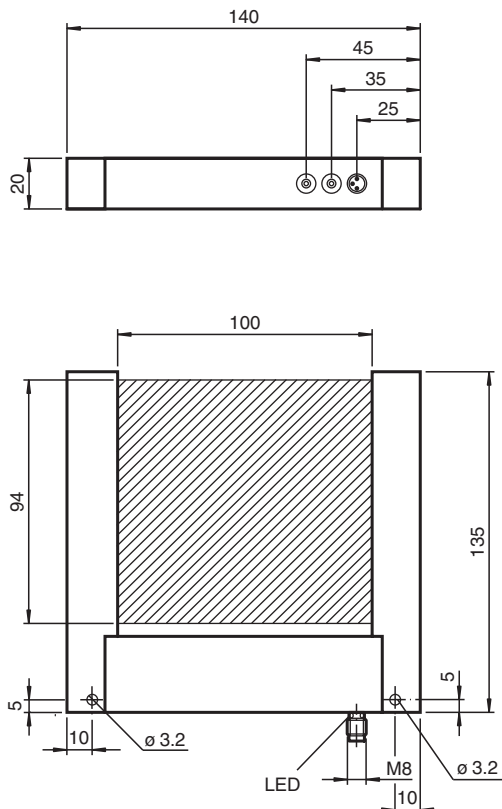
Compact slot grid sensor, optimized for detection of small parts, 100 mm slot width, infrared light, PNP output, M8 plug



### Function

Slot grid sensors are ideal for filling and counting objects in feed devices. In contrast to standard photoelectric slot sensors, the slot grid sensors have an entire field for object detection with a maximum response time of 100  $\mu$ s and a minimum object size of 1 mm. When using dynamic mode, only moving objects are detected.

### Dimensions



### Technical Data

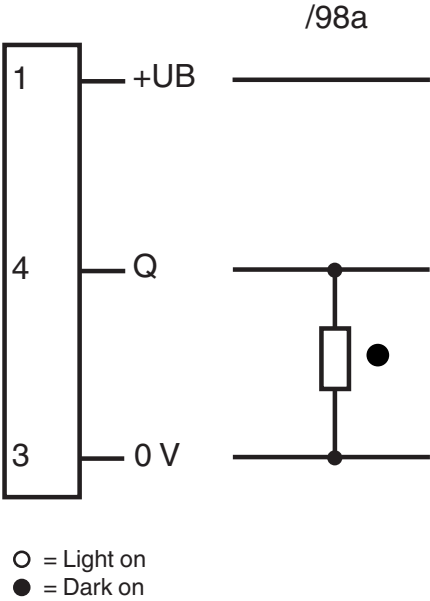
#### General specifications

Light source	IREL
--------------	------

## Technical Data

Light type		modulated infrared light
Marking		CE
Slot width		100 mm
Slot depth		98 mm
Ambient light limit		10000 Lux
Resolution		2 mm
Temperature influence		< 10 %
active zone		100 mm x 94 mm
<b>Indicators/operating means</b>		
Function indicator		LED, yellow
Control elements		sensitivity adjustment
Control elements		Time adjuster for Pulse stretching and Dynamic/static operation
<b>Electrical specifications</b>		
Operating voltage	$U_B$	24 V DC $\pm$ 20 %
No-load supply current	$I_0$	< 70 mA
<b>Output</b>		
Switching type		dark-on
Signal output		1 PNP output, short-circuit protected, reverse polarity protected, open collector
Switching voltage		max. 30 V DC
Switching current		200 mA
Voltage drop	$U_d$	< 2.5 V
Switching frequency	$f$	5000 Hz
Repeat accuracy	$R$	0.1 mm
Pulse extension		0.1 ... 150 ms
<b>Conformity</b>		
Product standard		EN 60947-5-2
<b>Ambient conditions</b>		
Ambient temperature		-10 ... 60 °C (14 ... 140 °F)
<b>Mechanical specifications</b>		
Housing length		135 mm
Housing width		20 mm
Housing height		140 mm
Degree of protection		IP67
Connection		M8 connector, 3-pin
Material		
Housing		black anodized aluminum
Optical face		glass
Mass		400 g

Connection Assignment



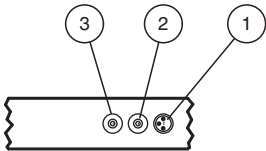
Connection Assignment



Wire colors in accordance with EN 60947-5-2

1	BN	(brown)
3	BU	(blue)
4	BK	(black)

Assembly



1	Functional display	yellow
2	Time/static	
3	Sensitivity adjuster	

Release date: 2023-12-11 Date of issue: 2023-12-11 Filename: 190730\_eng.pdf

## Resolution

Potentiometer setting	RAL-50	RAL-70	RAL-100	RAL-150
Minimal	0.5 mm	0.8 mm	1.0 mm	1.2 mm
Center	4.0 mm	8.0 mm	10.0 mm	15.0 mm
Maximum	8.0 mm	15.0 mm	25.0 mm	50.0 mm

The information on the maximum resolution (smallest detectable object) relates to the center of the slot grid sensor.

## Configuration information

The device is set to large parts by turning the sensitivity adjustment potentiometer clockwise and to small parts by turning the sensitivity adjustment potentiometer counterclockwise.

The "time/static" potentiometer can be used both to select pulse extension in dynamic operation and to select static/dynamic operation. Static operation is selected by turning the potentiometer counterclockwise as far as it will go. Pulse extension is set to 1 ms. Pulse extension can be adjusted between 150 ms and 0 ms by turning the potentiometer clockwise.

In static operation, the output remains set while the object is within the frame. The switching threshold is not automatically tracked in this operating mode. Temperature fluctuations and dirt may trigger a switching operation.

In dynamic operation, the output is set only to the specified pulse extension. Objects that extend into the frame are hidden.

If the device becomes dirty in dynamic operation, the output is set statically at 50% reception signal.